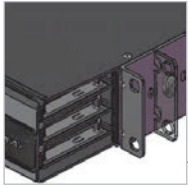


# LightStack™ Ultra High Density Fiber Enclosure

As today's high density Data Centers migrate from 10 to 40 and 100 gigabit speeds, they require low loss fiber connectivity to support multiple mated connections for flexible patching options over a wide range of distances and configurations while remaining within link loss budgets. At the same time, these connections need to be easily accessed and managed to quickly and effectively make changes.

With superior best-in-class features, Siemon's LightStack ultra high density fiber Plug and Play system offers superior density, port access and cable management in a sleek, modern enclosure that easily supports today's advanced Data Center and storage area network environments, while providing fast, seamless migration to advanced 40 and 100 gigabit applications.



**Mounting options**  
Rack mounting brackets can be attached at any of 3 horizontal positions




**Visually appealing magnetic door**  
- Easy to open and close  
- Eliminates potential pinch points



**Innovative labeling solution and port ID**  
Drop-down label strip holder for high visibility



**Module Insertion and Removal**  
Can be quickly and easily installed or removed from the front or rear of the enclosure



**ULTRA HIGH DENSITY**  
144 fibers per 1U (LC interface) and 864 fibers per 1U (MTP interface)  
  
576 fibers per 4U (LC interface) and 3456 fibers per 4U (MTP interface)



**CABLE MANAGEMENT CLIPS**  
Unlatch and swing open for full access to any jumper




**HIGH CAPACITY DESIGN**  
Handles both traditional 2mm zipcord and 2 fiber, interconnect tight-buffered jumper types

# LightStack™ Ultra High Density Fiber Enclosure

LightStack 1U Rear View



**Module Insertion**  
Quick and easy front or rear module insertion and removal



**Cable Divider**  
Acts as a rear cable divider between stacked enclosures (in the out position). Pushes inward to provide complete access to connectivity at the rear of stacked enclosures



**Swivel Trunk Tie Down Points**  
Protect cable from bend radius violations and eliminates pinch points

LightStack 4U Front View



LightStack 4U Rear View



## LIGHTSTACK ENCLOSURE ORDERING INFORMATION


Part #	Description
LS-1U-01	1U Enclosure, 144 LC fibers or 864 MTP fibers, mounts in 19 in. racks or cabinets
LS-4U-01	4U Enclosure, 576 LC fibers or 3456 MTP fibers, mounts in 19 in. racks or cabinets

## LIGHTSTACK ENCLOSURE DIMENSIONS


	1U	4U
<b>Height</b>	43.9 mm (1.73 in.)	176.8 mm (6.96 in.)
<b>Width</b>	482.3 mm (18.99 in.)	482.3 mm (18.99 in.)
<b>Depth</b>	530.6 mm (20.89 in.)	530.6 mm (20.89 in.)
<b>Weight</b>	9.53 kg (21 lb.)	23.58 kg (52 lb.)
<b>Color</b>	Black (RAL 9005)	Black (RAL 9005)
<b>Label size</b>	204.5mm (8.05 in.) L x 23.5mm (.925 in.) W	204.5mm (8.05 in.) L x 93mm (3.66 in.) W

# LightStack™ Modules


**ULTRA SLIM DESIGN**  
LightStack modules have an ultra slim design to achieve maximum fiber density




**HIGH FIBER COUNT**  
Up to 12 fiber count per module



**INTERFACE**  
LC to MTP interface.  
Available in OM4 and SM



**LOW LOSS**  
Low loss performance  
(0.35dB per multimode module)



**ADAPTERS**  
Aqua LC and MTP adapters for OM4; Blue LC adapters and black MTP adapters for SM




**REAR MODULE HANDLES**  
Handles in the rear of module help facilitate removal from the back of the enclosure

## LIGHTSTACK MODULES ORDERING INFORMATION

Part #	Description
LS-12-LC5V-01	Module, 12 LC-to-MTP fibers, OM4, XGL0 550, Aqua LC and MTP adapters
LS-12-LCSM-01	Module, 12 LC-to-MTP fibers, Singlemode, Blue LC adapters, Black MTP adapters

# LightStack™ Adapter Plates

MTP Adapter Plate



## LIGHTSTACK MTP ADAPTER PLATES


- Ultra slim design to achieve maximum fiber density
- Up to 72 fiber count
- Handles in the rear of module helps facilitate removal from the back of the enclosure

## MTP ADAPTER PLATE ORDERING INFORMATION

MTP Port Count	LS-MP(X)-01(X)(XX)	Adapter Color
2 = 2 MTP Ports	<p><b>Key Orientation</b></p> <p><b>B</b> = Aligned (key up to key up)</p> <p><b>C</b> = Opposed (key up to key down)</p>	<b>AQ</b> = Aqua **
4 = 4 MTP Ports		<b>BK</b> = Black**
6 = 6 MTP Ports		<b>GR</b> = Gray*

\* Key Orientation (B only)  
\*\* Key Orientation (C only)

LC Adapter Plate



## LIGHTSTACK LC ADAPTER PLATES

- Used in conjunction with LC BladePatch® RazorCore™ trunks (for rear connections) only (see page 7.)
- Available in beige and aqua (MM) and blue (SM)
- 12 LC fibers

## LC ADAPTER PLATE ORDERING INFORMATION

LS-LC12-01C-(XX)	Adapter Color
	<b>AQ</b> = Aqua Multimode
	<b>BG</b> = Biege Multimode
	<b>BL</b> = Blue Singlemode

# Trunking Options


## NEXT GENERATION MTP TRUNKS

Siemon's Next Generation MTP to MTP trunks are redesigned to achieve 100lb pull strength to handle more aggressive pathway environments. They come with a foamed zipper pulling eye for quick removal saving on installation time and are reusable if relocation of a trunk is required after the initial installation. *They are available in 12/24 fiber counts and Low Loss options only.*



## NEXT GENERATION TRUNKS

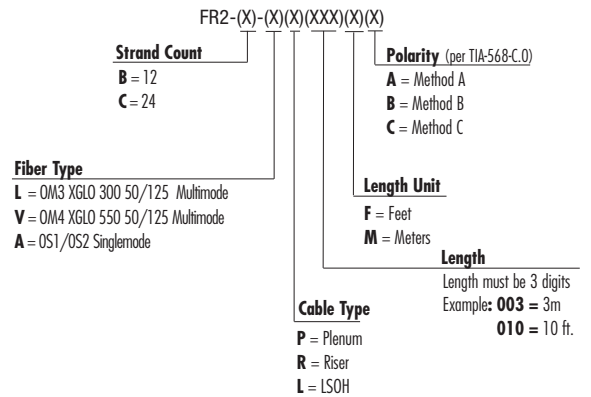
- OM3/OM4 Bend Insensitive Fiber (BIF)
- SM Non-Bend Insensitive Fiber
- 12 and 24 Fiber strand counts
- Polarity methods A, B and C options
- Low Loss performance (0.20 dB Multimode and 0.6 dB Singlemode MTP)
- Integrated breakout and zipper pulling eye work together to achieve 100 lb. tensile pull strength
- Zipper pulling eye allows for quicker installs
- Allows pulling eyes to be reused when relocating trunks during MAC work



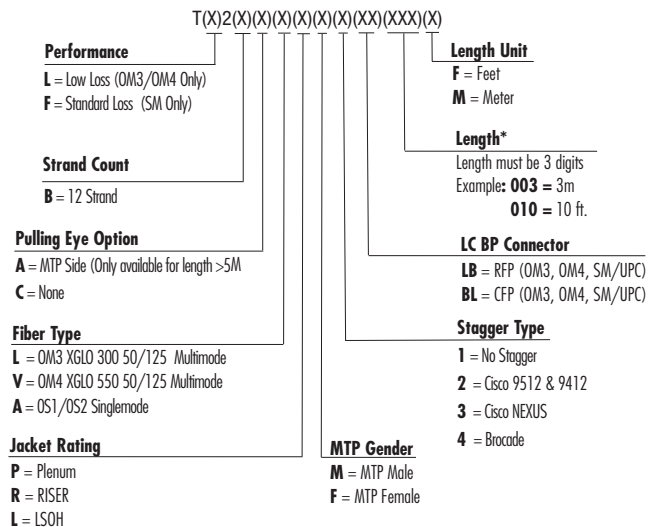
## LC BLADEPATCH® TO MTP HYBRID TRUNKS

- LC BladePatch with push pull latch further improves accessibility
- Designed to facilitate an interconnect or cross connect point between active equipment
- OM3/OM4 Bend Insensitive Fiber (BIF)
- SM Non-Bend Insensitive
- 12 Fiber strand count
- Specific staggered lengths to active equipment
  - Nexus, Cisco MDS, Brocade and No stagger
- Low Loss performance 0.15 dB for LC and 0.20 dB for Multimode MTP
- Standard Loss performance 0.25 dB for LC and 0.60 dB for Singlemode MTP
- Integrated cable manager on breakout

## NEXT GENERATION MTP TO MTP TRUNK ORDERING INFORMATION



## LC BLADEPATCH TO MTP HYBRID TRUNKS ORDERING INFORMATION





# Trunking Options

## Ordering Information: Non-Armored

F(X)(XX)-(XX)(X)(XXX)(X)-(X) .....Fiber Plug & Play Cable Reel Assembly, 12 Fiber MTP Female Connectors

### Performance

- R = Standard Loss
- L = Low Loss (OM3/OM4 only)
- \*E = Standard Loss Extender
- \*B = Low Loss Extender (OM3/OM4 only)

### Fiber Count

- 12 = 12
- 24 = 24
- 36 = 36
- 48 = 48
- 72 = 72
- 96 = 96
- 144 = 144

### Fiber Type

- 6 = OM1 62.5/125 Multimode
- 5L = OM3 XGLO 300 50/125 Multimode
- 5V = OM4 XGLO 550 50/125 Multimode
- SM = OS1/OS2 Singlemode

### Polarity (per TIA-568-C.0)

- A = Method A
- B = Method B
- C = Method C
- Blank = Fiber Extender (FE and FB)

### Length Unit


- F = Feet
- M = Meters

### Length\*\*

Length must be 3 digits  
Example: 003 = 3m  
010 = 10 ft.

### Jacket Rating

- R = Riser
- P = Plenum
- L = LSOH



### MTP TRUNKS

- Provides the backbone link to the system
- OM3/OM4 and SM Fiber type
- 12, 24, 36, 48, 72, 96 and 144 Fiber strand counts
- Riser, plenum and LSOH Jacket ratings
- Polarity methods A, B and C
- Standard loss performance 0.35 dB Multimode and 0.60 dB Singlemode
- Low loss performance 0.20 dB Multimode

## Ordering Information: Armored

F(X)(XX)-(XX)(XX)(XXX)(X)(X) .....Armored Fiber Plug & Play Cable Reel Assembly, 12 Fiber MTP Female Connectors

### Performance

- R = Standard Loss
- L = Low Loss (OM3/OM4 only)

### Fiber Count

- 12 = 12
- 24 = 24
- 36 = 36
- 48 = 48
- 72 = 72
- 96 = 96
- 144 = 144

### Fiber Type

- 6 = OM1 62.5/125 Multimode
- 5L = OM3 XGLO 300 50/125 Multimode
- 5V = OM4 XGLO 550 50/125 Multimode
- SM = OS1/OS2 Singlemode

### Polarity (per TIA-568-C.0)

- A = Method A
- B = Method B
- C = Method C

### Length Unit

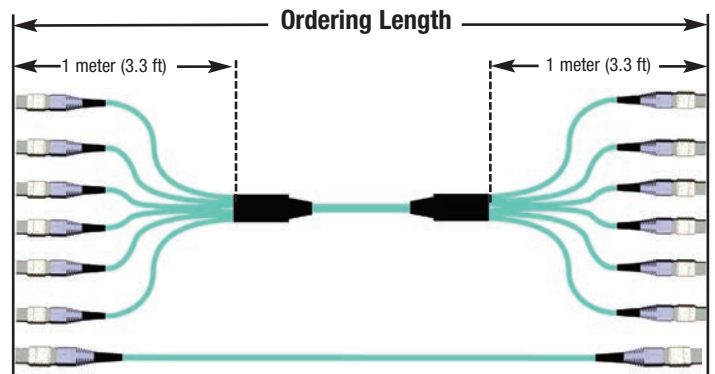
- F = Feet
- M = Meters

### Length\*\*

Length must be 3 digits  
Example: 003 = 3m  
010 = 10 ft.

### Jacket Rating

- AR = Armored Riser
- AP = Armored Plenum



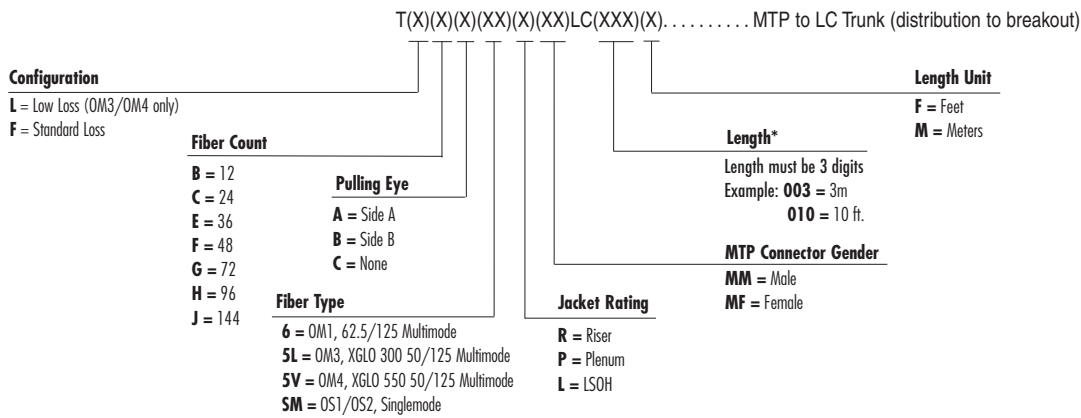
# Trunking Options

## MTP® TO LC HYBRID TRUNK

Utilizing high quality Siemon RazorCore cable, MTP to LC Trunks offer a connectivity transition from 12-fiber MTP connectors to duplex LC connectors. These may be implemented with Siemon's MTP Adapter Plates to provide flexible direct MTP to LC patching options over a wide a range of distances and infrastructure configurations.

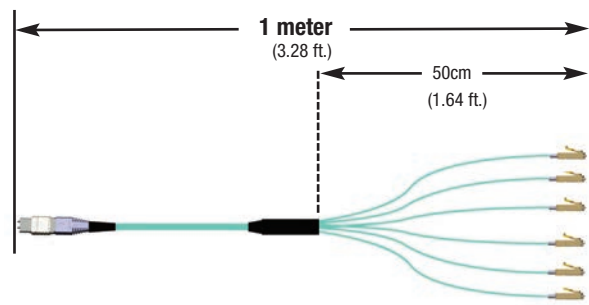
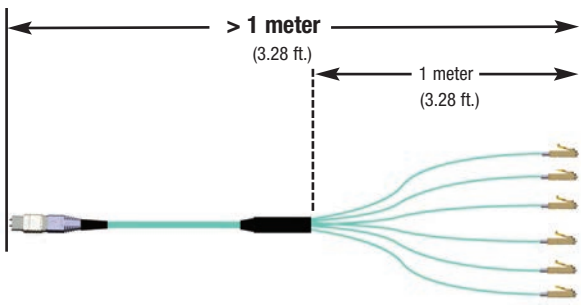


## Ordering Information:



See performance details on page 8.

\* Minimum order length is 1 meter (3.28 ft.)  
 Order length is measured connector tip to connector tip.  
 Trunks greater than 1 meter (3.28 ft.) have breakout length of 1 meter (3.28 ft.)  
 1 meter (3.28 ft.) trunks have a 50cm (1.64 ft.) breakout length  
 (See diagram below)

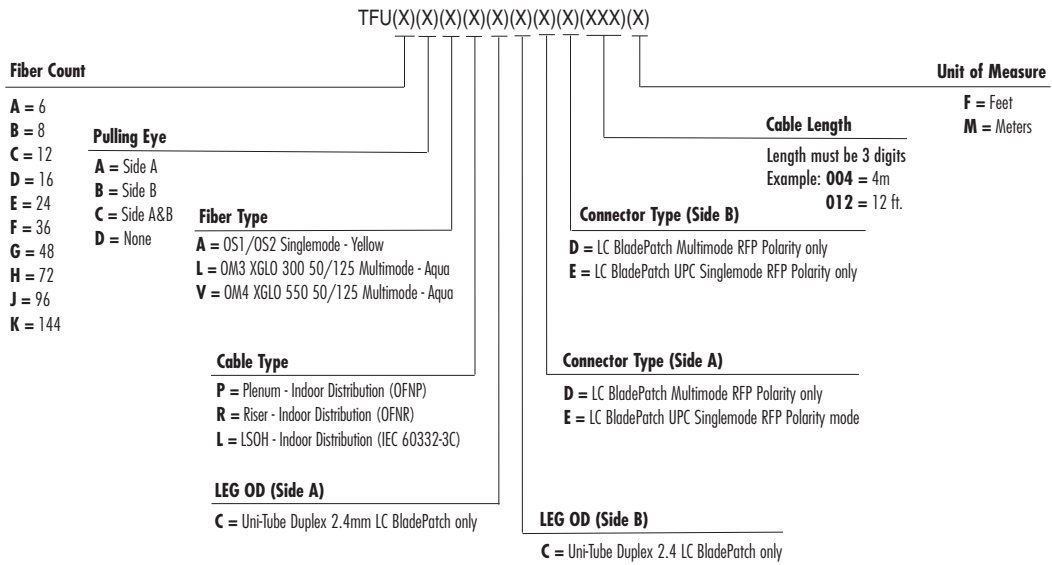


# Trunking Options

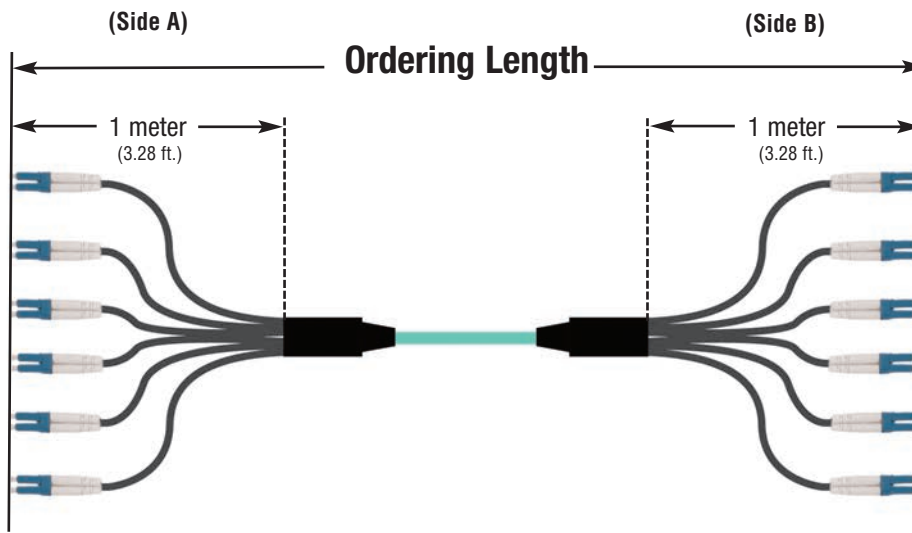


2.4mm Unitube Duplex Breakout - LC BladePatch®

## Ordering Information:



Ordering length is measured connector tip to connector tip.  
2.4 unitube duplex,  
Minimum order length is 3 meters (9.8 ft).



# Fiber System Optical Performance

## LIGHTSTACK MODULES

	Insertion Loss (dB)	Return Loss (dB)	Insertion Loss (dB)	Return Loss (dB)
	Multimode		Singlemode	
<b>MTP</b>	0.20	20	0.60	65
<b>LC</b>	0.15	30	0.40	60
<b>MTP to LC Module</b>	0.35	20	1.00	60

## STANDARD LOSS ASSEMBLIES

Fiber Type		MAX Insertion (dB)		MAX Return Loss (dB)		Performance Class
		MTP	LC	MTP	LC	
5L-MM	50/125 (OM3)	0.50	0.25	20	30	XGLO® 300
5V-MM	50/125 (OM4)	0.50	0.25	20	30	XGLO 550
SM-LWP	SM (OS1/OS2)	0.60	0.40	65	55	XGLO

## LOW LOSS ASSEMBLIES

Fiber Type		MAX Insertion (dB)		MAX Return Loss (dB)		Performance Class
		MTP	LC	MTP	LC	
5L-MM	50/125 (OM3)	0.20	0.15	20	30	XGLO 300
5V-MM	50/125 (OM4)	0.20	0.15	20	30	XGLO 550

Visit: <http://www.siemon.com/us/plug-and-play/>  
to find out more about Siemon Plug & Play Trunking solutions

Visit: <http://www.siemon.com/lightstack>  
to find out more about the Siemon LightStack solution

*Because we continuously improve our products, Siemon reserves the right to change specifications and availability without prior notice.*

**Worldwide Headquarters  
North America**  
Watertown, CT USA  
Phone (1) 860 945 4200 US  
Phone (1) 888 425 6165

**Regional Headquarters  
Europe/Russia/Africa**  
Chertsy, Surrey, England  
Phone (44) 0 1932 571771

**Regional Headquarters  
China**  
Shanghai, P.R. China  
Phone (86) 215385 0303

**Regional Headquarters  
Latin America**  
Bogota, Colombia  
Phone (571) 657 1950/51/52

**Regional Headquarters  
Middle East**  
Dubai, United Arab Emirates  
Phone (971) 4 3689743  
Phone (971) 50 5518716

**Regional Headquarters  
Asia/Pacific**  
Frenchs Forest  
Sydney, Australia  
Phone (86) 21 5385 0303

**Siemon Interconnect  
Solutions**  
Watertown, CT USA  
Phone (1) 860 945 4213 US  
[www.siemon.com/SIS](http://www.siemon.com/SIS)