



TERA® VIDEO PATCH CORDS

PATCH CORDS PLUG AND CABLE

TERA CATV baluns provide the optimum solution for the transmission of TV or CATV signals over structured cabling systems that were historically limited to voice and data transmission. These products convert the unbalanced TV signals designed for coaxial cabling (75 Ω impedance) to balanced signals (100 Ω impedance) as required for transmission over twisted pair (balanced) cabling. The TERA CATV adapters are specified and useable to 862 MHz. The 1-pair TERA to PAL and TERA to F-Type patch cords utilize an integrated balun. The 1-pair shielded TERA to shielded RJ45 patch cord allows connection to third-party RJ45 baluns.



CONNECTING THE WORLD TO A HIGHER STANDARD

WWW.SIEMON.COM



TERA® Video Balun Patch Cord Typical Channel Performance Data (50m)

SPECIFICATIONS FOR PATCH CORD

| | |
|--------------------------|---|
| Specified Bandwidth | 5 to 862 MHz |
| Video Channels Supported | US: CATV 2 — 77, UHF 2 — 13, FM Broadcast Europe: E5-E12, E21-E30, S11-S41 |
| Insertion Loss | <=2 dB (5 to 300 MHz) <=3.5 dB (300 to 862 MHz) |
| Return Loss | >=16 dB (5 to 300 MHz) >=9 dB (300 to 862 MHz) |
| Impedance — Cable/Balun | 100 Ω / 75 Ω |
| Transfer Impedance | <20m Ω @ 10 MHz |
| Interface | PAL (IEC 60169-24) or F-TYPE MALE |
| Cable Flame Rating | LSOH |

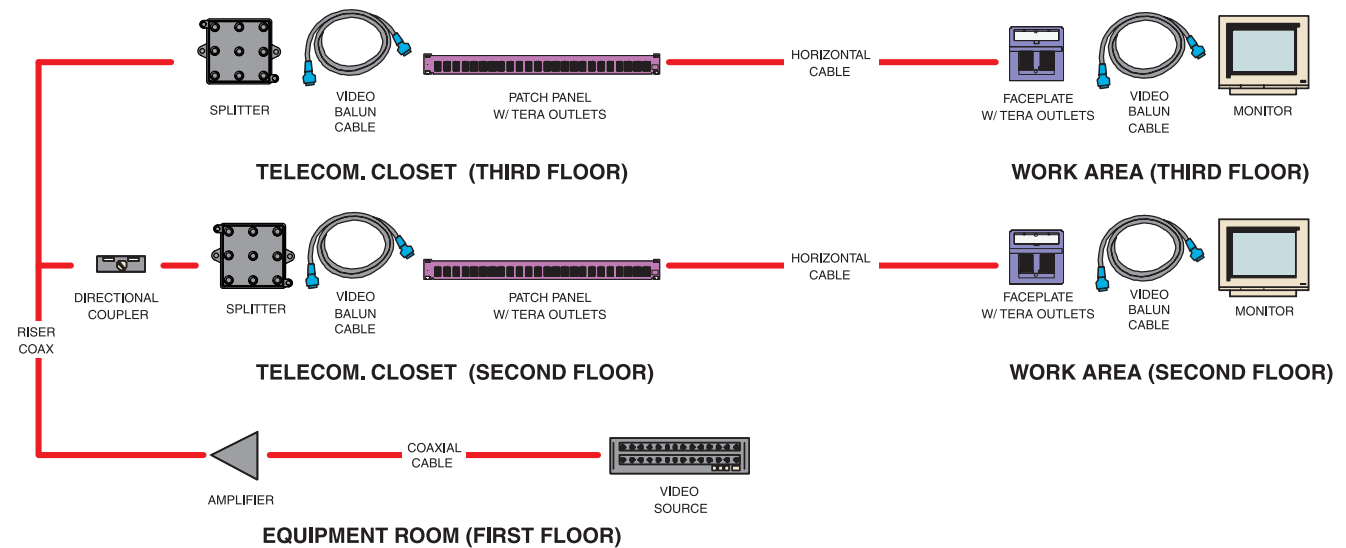
TYPICAL CHANNEL DISTANCES

| Frequency (MHz) | Max. Channel Length (m)* |
|-----------------|--------------------------|
| 100 | 185 |
| 300 | 97 |
| 450 | 75 |
| 550 | 65 |
| 862** | 40 |

*Tilt amplification and attenuation may be required to equalize levels.

**Based on 9T7(X)4-E10 or 9T7(X)4-E12 horizontal cable. Typical channel distances based on 1000 MHz horizontal cable and 50 dB maximum link loss. Use of 1200 MHz cable may increase channel distances.

TYPICAL APPLICATION



TERA Video Patch Cords:

T1VC-(XX)M-B01L 1-pair TERA-to-PAL connector, LSOH cable assembly, gray jacket

T1VF-(XX)M-B01L 1-pair TERA-to-F connector, LSOH cable assembly, gray jacket

T1S4V-(XX)M-B01L 1-pair shielded TERA-to-RJ45 patch cord

Use (XX) to specify length: 01 = 1m (3.28 ft.), 1.5 = 1.5M (4.92 ft.), 02 = 2m (6.56 ft.), 03 = 3m (9.84 ft.), 05 = 5m (16.4 ft.)

Because we continuously improve our products, Siemon reserves the right to change specifications and availability without prior notice.

TERA® is a trademarks of Siemon

For related product information request Spec Sheet(s):

TERA Outlet (PROD-SS-TRAO)

TERA-MAX® Patch Panels (PROD-SS-TRAPP)

The Americas

Watertown, CT USA
Phone (1) 860 945 4200 US
Phone (1) 888 425 6165 Canada

Europe/Middle East/Africa

Surrey, England
Phone (44) 0 1932 571771

Asia/Pacific

Shanghai, P.R. China
Phone (86) 21 6390 6778

Central & South America

Bogota, Columbia
Phone (571) 317 2121